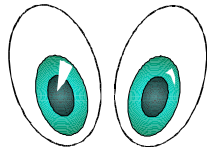



Learning how to spell

SUS

Study the word 

Underline the
difficult part(s)

Say the word
carefully 

Learning how to spell

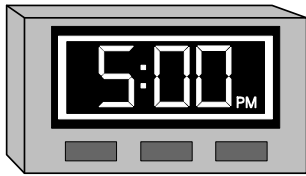
**"Writing the
word"**

- On someone's back
- On your desk (large)
- With your eyes

Learning how to spell

Speed

Writing



How often can you
write the word
correctly in one
minute?



Learning how to spell

Mnemonics

Making up a "story"
to help spell a word

was - was auntie sad?



Learning how to spell

Syllables/Chunks

Breaking the words
into parts / clapping
the sounds



going

go/ing

running

run/ning

returned

re turn ed

Learning how to spell

Look for
small words

inside the word

about - a, out, bout


teacher - tea, each,

her, ache

Learning how to spell

Be **positive**

We shall
try our
best



Learning how to spell

Words that
look the
same

Think

back is like ...
pack and **sack**

Learning how to spell

Use of
colours

Use a different
colour for each
letter

Learning how to spell

Odd one out

- Work with others
- From a list of three words, think of reasons why each word is different

going

green

big

Learning how to spell

Different

sizes of

letters

woman - WoMaN

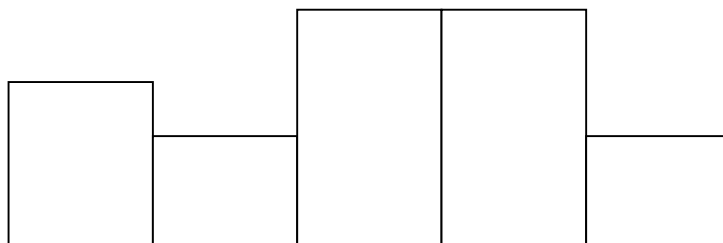
returning - ReTuRnInG

Learning how to spell

Shapes of words

Draw the shape of
the word

table



Learning how to spell

Making words with letters

- Put all the letters
in an arc
- Listen to word
- Place letters in


boxes

--	--	--

Learning how to spell

In sand


- or using different materials (paint)



- different textures (sandpaper)

Learning how to spell

Visualising

- Look at your word
- "Throw" it at the wall 
- Can you still "see" it?
- Spell it aloud

Learning how to spell

Writing the
word in **fancy**
letters

- Bubble writing
- Cursive
- Italics


Learning how to spell

Use a **spelling**
rule

- "i" before "e"
except after "c"
- change the "y" to
"i" and add "es"

Learning how to spell

Look-




Say-



Cover-



Write-



Check-



Learning how to spell

Using

post-its



- place post-its in suitable places at eye level

Learning how to spell

Recording

your own

voice

- say the word
- spell the word
- listen
- echo



Learning how to spell

Three Times

Write the word 3
times in different
colours

three

three

three

Learning how to spell

Pyramid

Writing

Write your word in
the shape of a
pyramid

w

wa

was

Learning how to spell

Consonant Circles

a ○ e ○ i ○

Write the word then
circle all the
consonants

Learning how to spell

Blue vowels

a e i o u

Write the word then
go over each vowel in
blue

because

Learning how to spell


Words without vowels

b _ **c** _ _ **s** _

Write each word with a
line instead of each vowel.
Go back later and fill in
the missing vowels

Learning how to spell

Rallying



The **umpire** is one pupil -
the reader / checker

The **players** are two other
pupils take **turns** spelling
aloud the letters of the
word.

Learning how to spell

Dictionary

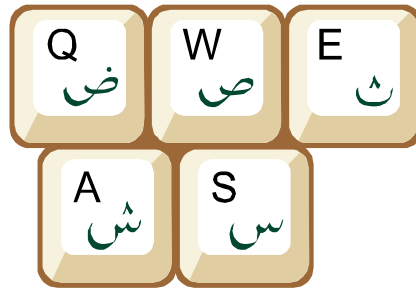
Race

In small groups, each with a dictionary, each pupil chooses a word for others to find as quickly as possible

Learning how to spell

Muddled

Letters



Pupils re organize the letters in words (always starting with the original initial letter) for others to rewrite correctly

baseuce - because

Learning how to spell

Lucky Dip

Letters are put into a bag and pupils take turns taking out one at a time displaying these in front of the group. Carry on until someone can spell one of their words with the letters.

Learning how to spell

Guess the Word

In pairs, taking turns using whiteboards, one pupil writes one letter at a time for others to guess the word. Give points for needing fewer letters.

Learning how to spell

Jigsaw

Teacher chooses a more difficult word. Write on card 3 / 4 times before cutting up into different sections for the pupils to match together

ele ph an t

e le p hant

elep ha nt

Learning how to spell

IT

www.spellingcity.com

**Add your words and be
given a choice of learning
activities**

Learning how to spell

Word Sort

Pupils have copies of the words that they are learning - one word on each card.

Clues are read out for pupils to identify words and place face down.

5 letters double
consonant 3 vowels

Learning how to spell

Spelling **Picture**

Use two pieces of paper the same size on top of each other: the bottom one has a picture. Write a word (or words) on the blank top one to find the image underneath. Lots of practice in writing!

Learning how to spell

Line Up

Pupils line up and take turns in spelling out the letters of word. Last one says the word when spelling is finished. Vary the pupils position in the group, if appropriate.